

1 CHOOSE YOUR FRAME



MDO Ottoman
H:15 W:19 D:23



MDO1 Chair
H:34 W:44.5 D:41
IW: 24.5 ID:21 SH:18 AH:23



MDO1-S Swivel
H:34.5 W:44.5 D:41
IW:25 ID:21 SH:18 AH:23.5



MD94 Sofa
H:34 W:95.5 D:41
IW:76 ID:21 SH:18 AH:23



MD20 Armless Loveseat
H:34 W:51 D:41
IW:51 ID:21 SH:18



MD14 Armless Corner
H:34 W:41 D:41
IW:21 ID:21 SH:18



MD41 LAF Chaise
H:34 W:36 D:66
IW:25.5 ID:46 SH:18 AH:23



MD42 RAF Chaise
H:34 W:36 D:66
IW:25.5 ID:46 SH:18 AH:23



MD21 LAF Loveseat
H:34 W:61 D:41
IW:51 ID:21 SH:18 AH:23



MD22 RAF Loveseat
H:34 W:61 D:41
IW:51 ID:21 SH:18 AH:23

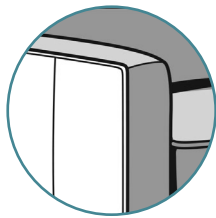


MD23 LAC Loveseat
H:34 W:102 D:41
IW:72 ID:21 SH:18 AH:23

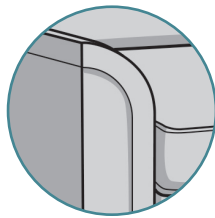


MD24 RAC Loveseat
H:34 W:102 D:41
IW:72 ID:21 SH:18 AH:23

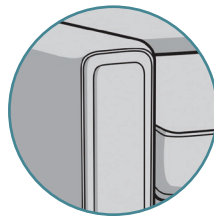
2 CHOOSE YOUR ARM ALL ARMS ARE 8" WIDE



TR Track Arm

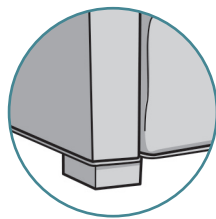


CR Crescent Arm

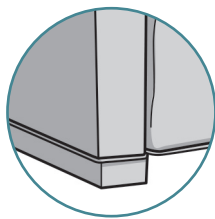


SQ Square Panel

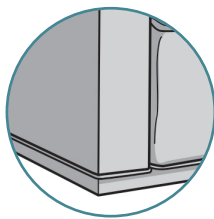
3 CHOOSE YOUR BASE SKIP STEP 3 IF SWIVEL CHAIR CHOSEN



B Block Leg



S Sled Base



P Plinth Base

All lines below must be completed. One sheet per item.

Example order:

1. Frame MD01
2. Arm CR
3. Base P

Ex. Style Number: **MD01CRP**

Store: _____	Contact: _____
Email: _____	Date: _____
Purchase Order #: _____	Style #: (See example above)
Cover: _____	Finish: _____
Cushion Fill: _____	Quantity: _____