










HANCOCK & MOORE MOTION YOUR WAY 2

1 Choose your frame

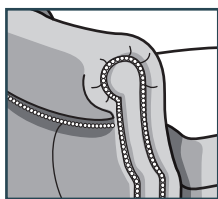
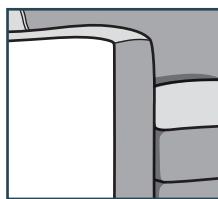
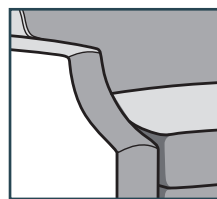
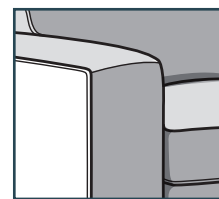
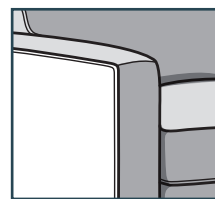
Dimensions will vary based on arm selection. Widths are based on the Lawson Arm and are approximate. (See back of sheet for chart)

| | | | | |
|---|---|--|---|---|
|  |  |  |  |  |
| 2M10 = Armless 26" | non motion 2M14NM = Corner 40.5" | non motion 2M15NM = Armless 26" | 2M21 = LAF Loveseat 62" | 2M22 = RAF Loveseat 62" |
| <input type="checkbox"/> | <input type="checkbox"/> | <input type="checkbox"/> | <input type="checkbox"/> | <input type="checkbox"/> |
|  |  |  |  | |
| 2M31 = LAF Sofa 87.5" | 2M32 = RAF Sofa 87.5" | 2M36 = Recliner 39.5" | 2M90 = Sofa 93.75" | |
| <input type="checkbox"/> | <input type="checkbox"/> | <input type="checkbox"/> | <input type="checkbox"/> | |

Note: Choosing motion on the left and right of any corner/quarter piece will create an obstruction with both recliners open at the same time.

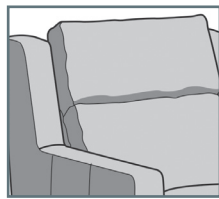
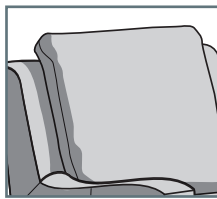
2 Choose your arm

There is no charge to omit nails on selections standard with nails. There is a charge to add nails to a selection standard without nails.

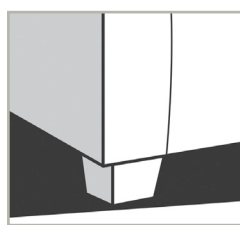
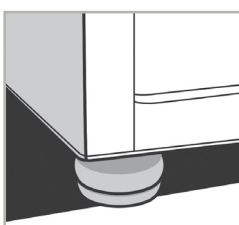

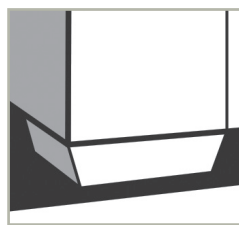
| | | | | |
|--|--|--|---|--|
|  |  |  |  |  |
| LA (Lawson Arm) 7" arm width *A nail standard | RT (Rising Track Arm) 4" arm width *No nails | ST (Scooped Track Arm) 4" arm width *No nails | WT (Wide Track Arm) 6.5" arm width *No nails | TT (Track Arm) 4" arm width *No nails |
| <input type="checkbox"/> | <input type="checkbox"/> | <input type="checkbox"/> | <input type="checkbox"/> | <input type="checkbox"/> |

Only Available with Wide Track Foot

3 Choose your back

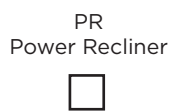
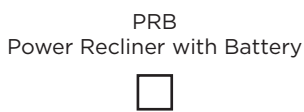
| | |
|---|---|
|  |  |
| SB = Split Back | PB = Plain Back |
| <input type="checkbox"/> | <input type="checkbox"/> |

4 Choose your base

| | | | |
|---|---|---|--|
|  |  |  |  |
| T = Tapered Leg | B = Bun foot | S = Small Block foot | *W = Wide Track foot |
| <input type="checkbox"/> | <input type="checkbox"/> | <input type="checkbox"/> | <input type="checkbox"/> |

Only Available with Wide Track Arm

5 Choose your power

| | |
|---|---|
|  |  |
| PR Power Recliner | PRB Power Recliner with Battery |
| <input type="checkbox"/> | <input type="checkbox"/> |

ALL STYLES IN THIS PROGRAM:

- In addition to the regular reclining power, each style has a power articulating headrest and is only available with power.
- Each style has a 4 button power switch with a home button with USB charger located on the inside of the arm.

**All lines below must be completed.
One sheet per item with the exception of sectionals.**

| | | |
|---|------|--------------------------|
| Step 1 - Choose your frame (2M36 = recliner) | 2M36 | <input type="checkbox"/> |
| Step 2 - Choose your arm (LA) | LA | <input type="checkbox"/> |
| Step 3 - Choose your back (SB = Split Back) | SB | <input type="checkbox"/> |
| Step 4 - Choose your base (T = Tapered Leg) | T | <input type="checkbox"/> |
| Step 5 - Choose your power (PR = Power Recliner) | PR | <input type="checkbox"/> |

Ex. Style Number = **2M36 LA SB T PR**

Store _____

Contact _____

Email _____

Date _____ Purchase Order # _____

Style # _____


Cover _____

*Finish _____ *Nails _____

*Cushion Fill _____ Quantity _____

Overall Width by Frame with Arm Choice

| Frame / Arm | LA (Lawson Arm) | RT (Rising Track Arm) | ST (Scooped Track Arm) | WT (Wide Track Arm) | TT (Track Arm) |
|-------------------|--------------------|--------------------------|---------------------------|------------------------|-------------------|
| 2M10 Armless | 25.5" | 25.5" | 25.5" | 25.5" | 25.5" |
| 2M14 NM Corner | 40.5" | 40.5" | 40.5" | 40.5" | 40.5" |
| 2M15 NM Armless | 26.5" | 26.5" | 26.5" | 26.5" | 26.5" |
| 2M21 LAF Loveseat | 62" | 59.5" | 59.5" | 62" | 59.5" |
| 2M22 RAF Loveseat | 62" | 59.5" | 59.5" | 62" | 59.5" |
| 2M31 LAF Sofa | 87.5" | 85" | 85" | 87.5" | 85" |
| 2M32 RAF Sofa | 87.5" | 85" | 85" | 87.5" | 85" |
| 2M36 Recliner | 39.5" | 34.5" | 34.5" | 39.5" | 34.5" |
| 2M90 Sofa | 93.75" | 88.75" | 88.75" | 93.75" | 88.75" |



Power Switch

- Front two buttons adjust foot rest
- Back two buttons adjust head rest
- Center button is Home
- Four button remote standard on armless pieces
- On a PRB, USB port will reduce the length of time the battery will hold a charge



Armless Recliner Remote