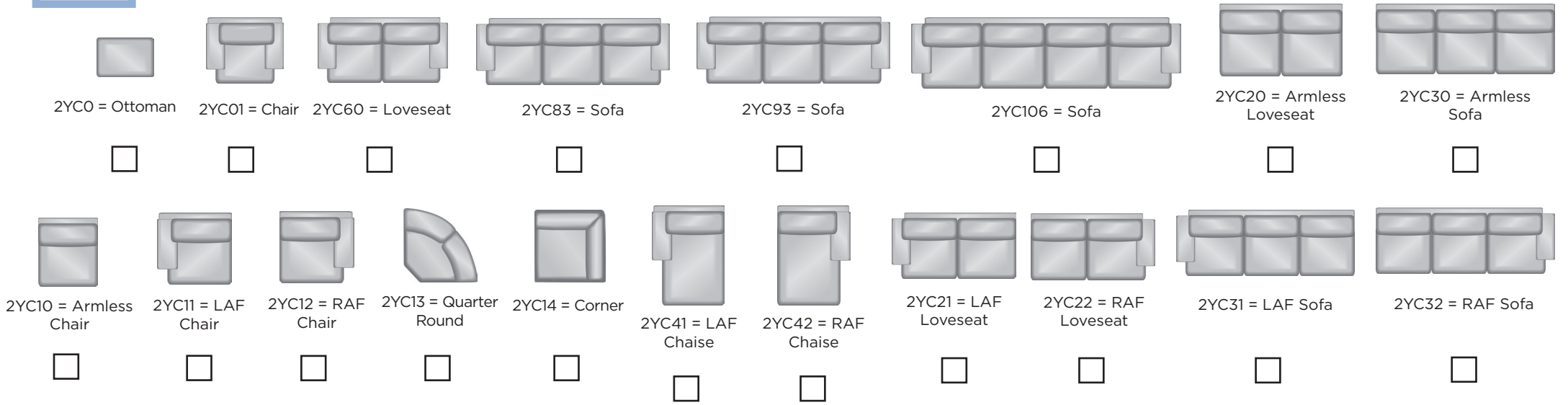


1

Choose your frame

*Dimensions will vary based on arm selection. See dimensions on page 2 for each arm selection. Dimensions are based on the standard depth and are approximate.



ALL YOUR WAY CLASSIC STYLES ARE STANDARD WITH WELT.

2

Choose your depth

S = Standard Depth D = Deeper Depth

| | |
|--------------------|--------------------|
| Overall depth: 38" | Overall depth: 40" |
| Inside depth: 20" | Inside depth: 22" |
| Seat height: 20.5" | Seat height: 20.5" |
| Arm height: Varies | Arm height: Varies |
| Height: 36.5" | Height: 36.5" |


3

Choose your arm



4

Choose your back



5

Choose your base

Base options will be located on front and back of frames. Ferrules will only be on the front of frames.



All lines below must be completed. One sheet per item with the exception of sectionals.

| | | |
|---|-------|--------------------------|
| Step 1 - Choose your frame (Y201 = chair) | 2YC01 | <input type="checkbox"/> |
| Step 2 - Choose your depth (S = standard depth) | S | <input type="checkbox"/> |
| Step 3 - Choose your arm (DT = Drop Back Lawson, T cushion) | DT | <input type="checkbox"/> |
| Step 4 - Choose your back (KS = Knife Edge, Straight cushion) | KS | <input type="checkbox"/> |
| Step 5 - Choose your base (TT = Tall Tapered Leg) | TT | <input type="checkbox"/> |

Ex. Style Number = 2YC01 S DT KS TT

Store _____

Contact _____

Email _____

Date _____ Purchase Order # _____

Style # _____

Cover _____

*Finish _____ *Nails _____
(Mahogany Distressed standard)

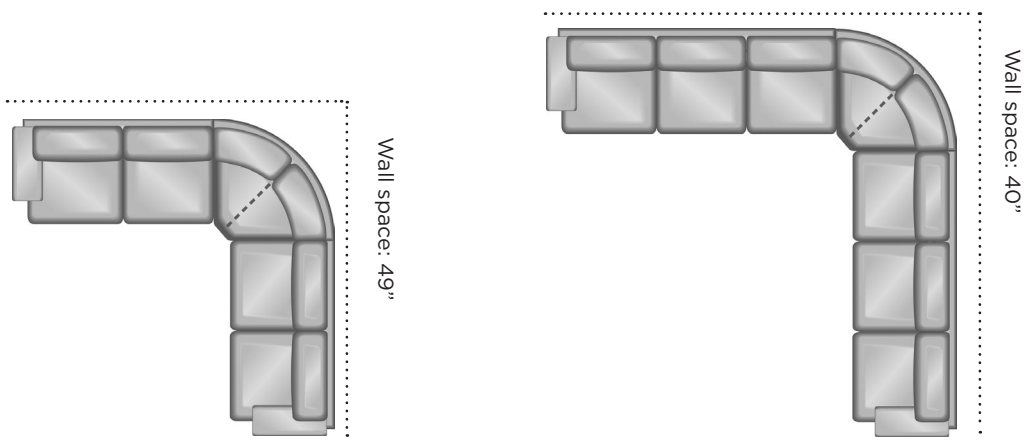
*Cushion Fill _____ Quantity _____

*See price list for options and related upcharges.

Overall Width by Frame with Arm Choice

| Frame / Arm | ST/SS (Sock Arm) | CT/CS (Cap Arm) | DT/DS (Drop Back Lawson Arm) | ET/ES (English Arm) |
|------------------------|---------------------|--------------------|------------------------------------|------------------------|
| 2YCO Ottoman | 27 | 27 | 27 | 27 |
| 2YC01 Chair | 34 | 31 | 35 | 33 |
| 2YC60 Loveseat | 59 | 56 | 60 | 58 |
| 2YC83 Sofa | 82 | 79 | 83 | 81 |
| 2YC93 Sofa | 92 | 89 | 93 | 91 |
| 2YC106 Sofa | 105 | 102 | 106 | 104 |
| 2YC10 Armless | 23 | 23 | 23 | 23 |
| 2YC20 Armless Loveseat | 46 | 46 | 46 | 46 |
| 2YC30 Armless Sofa | 69 | 69 | 69 | 69 |
| 2YC11 LAF Chair | 30 | 28 | 30 | 29 |
| 2YC12 RAF Chair | 30 | 28 | 30 | 29 |
| 2YC13 Quarter Round | 46 | 46 | 46 | 46 |
| 2YC14 Corner | 38 | 38 | 38 | 38 |
| 2YC41 LAF Chaise | 30 | 28 | 30 | 29 |
| 2YC42 RAF Chaise | 30 | 28 | 30 | 29 |
| 2YC21 LAF Loveseat | 53 | 51 | 53 | 52 |
| 2YC22 RAF Loveseat | 53 | 51 | 53 | 52 |
| 2YC31 LAF Sofa | 76 | 74 | 76 | 75 |

Contact Customer Service for additional measurements.



2Y13

Wall Space - Unit requires 49" of wall space along the outside of the back in either direction from the inside corner assuming 1" off the wall.

Wall corner to the Front Rail - 63"

Wall corner to the Top Back rail - 22"

2Y14

Wall Space - Unit requires 40" of wall space along the outside of the back in either direction from the inside corner assuming 1" off the wall.

Wall corner to the Front Rail - 55"

Wall corner to the Top Back rail - 1"