

HANCOCK & MOORE

HAND PAINTED LEATHER ORDER FORM - LONG PEAK

Please print this form and fax with your order to: 828-495-3021

Or email to: service@hancockandmoore.com



LP-1



LP-2



LP-3



LP-4

Customer Name: _____

Match to Purchase Order #: _____

Contact: _____

Date: _____

HANCOCK & MOORE

HAND PAINTED LEATHER ORDER FORM - CHAIR

Please print this form and fax with your order to: 828-495-3021

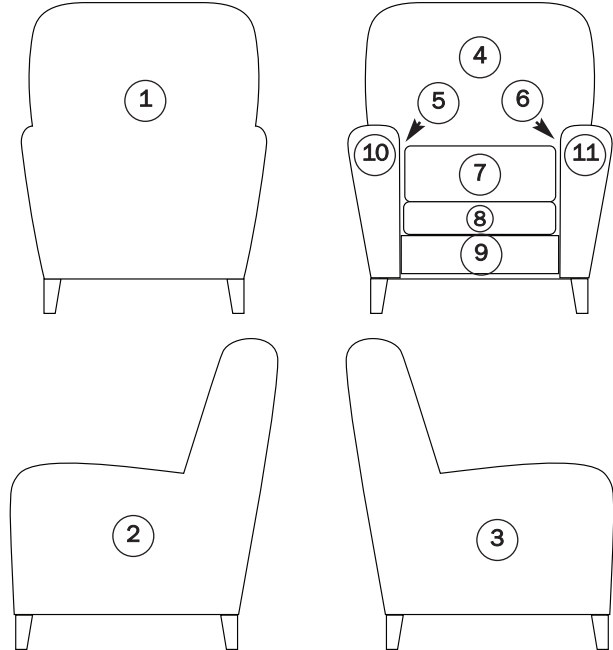
Or email to: service@hancockandmoore.com

Place or draw any notes on this page.

Some furniture designs vary, so use the key to aid in your description.

Please contact Hancock & Moore with any special order questions.

- ① Outside Back
- ② Right Facing Outside Arm
- ③ Left Facing Outside Arm
- ④ Inside Back
- ⑤ Left Facing Inside Arm
- ⑥ Right Facing Inside Arm
- ⑦ Cushion
- ⑧ Seat
- ⑨ Front Border
- ⑩ Left Facing Arm Panel
- ⑪ Right Facing Arm Panel



Order Form

PARTS TERMINOLOGY (EXAMPLE)	IMAGES TO BE PAINTED (EXAMPLE)	IMAGE NUMBER (EXAMPLE)
① Outside Back	Long Peak	LP-1

PARTS TERMINOLOGY	IMAGES TO BE PAINTED	IMAGE NUMBER
① Outside Back		
② Right Facing Outside Arm		
③ Left Facing Outside Arm		
④ Inside Back		
⑤ Left Facing Inside Arm		
⑥ Right Facing Inside Arm		
⑦ Cushion		
⑧ Seat		
⑨ Front Border		
⑩ Left Facing Arm Panel		
⑪ Right Facing Arm Panel		

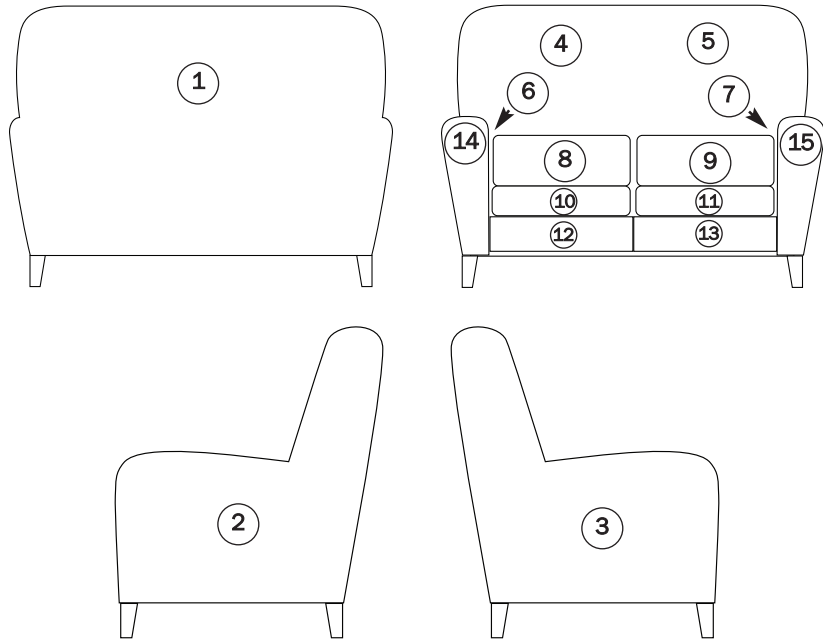
HANCOCK & MOORE

HAND PAINTED LEATHER ORDER FORM - LOVESEAT

Please print this form and fax with your order to: 828-495-3021

Or email to: service@hancockandmoore.com

- ① Outside Back
- ② Right Facing Outside Arm
- ③ Left Facing Outside Arm
- ④ Left Facing Inside Back
- ⑤ Right Facing Inside Back
- ⑥ Left Facing Inside Arm
- ⑦ Right Facing Inside Arm
- ⑧ Left Facing Cushion
- ⑨ Right Facing Cushion
- ⑩ Left Facing Seat
- ⑪ Right Facing Seat
- ⑫ Left Facing Border
- ⑬ Right Facing Border
- ⑭ Left Facing Arm Panel
- ⑮ Right Facing Arm Panel



Order Form

PARTS TERMINOLOGY (EXAMPLE)	IMAGES TO BE PAINTED (EXAMPLE)	IMAGE NUMBER (EXAMPLE)
① Outside Back	Long Peak	LP-1

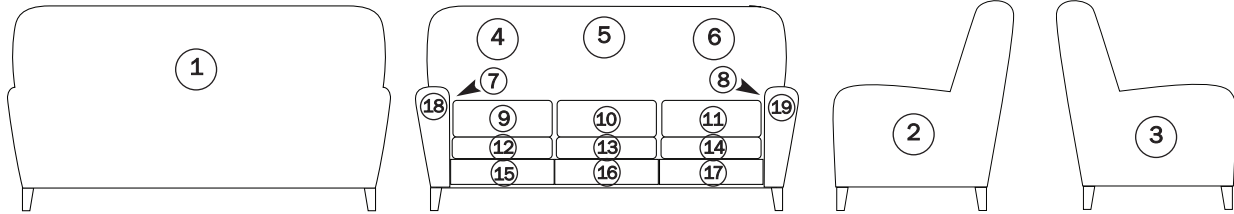
PARTS TERMINOLOGY	IMAGES TO BE PAINTED	IMAGE NUMBER
① Outside Back		
② Right Facing Outside Arm		
③ Left Facing Outside Arm		
④ Left Facing Inside Back		
⑤ Right Facing Inside Back		
⑥ Left Facing Inside Arm		
⑦ Right Facing Inside Arm		
⑧ Left Facing Cushion		
⑨ Right Facing Cushion		
⑩ Left Facing Seat		
⑪ Right Facing Seat		
⑫ Left Facing Border		
⑬ Right Facing Border		
⑭ Left Facing Arm Panel		
⑮ Right Facing Arm Panel		

HANCOCK & MOORE

HAND PAINTED LEATHER ORDER FORM - SOFA

Please print this form and fax with your order to: 828-495-3021

Or email to: service@hancockandmoore.com



- | | | |
|-----------------------------|---------------------------|--------------------------|
| ① Outside Back | ⑧ Right Facing Inside Arm | ⑮ Left Facing Border |
| ② Right Facing Outside Arm | ⑨ Left Facing Cushion | ⑯ Center Facing Border |
| ③ Left Facing Outside Arm | ⑩ Center Facing Seat | ⑰ Right Facing Border |
| ④ Left Facing Inside Back | ⑪ Right Facing Cushion | ⑱ Left Facing Arm Panel |
| ⑤ Center Facing Inside Back | ⑫ Left Facing Seat | ⑲ Right Facing Arm Panel |
| ⑥ Right Facing Inside Back | ⑬ Center Facing Seat | |
| ⑦ Left Facing Inside Arm | ⑭ Right Facing Seat | |

Order Form

PARTS TERMINOLOGY (EXAMPLE)	IMAGES TO BE PAINTED (EXAMPLE)	IMAGE NUMBER (EXAMPLE)
① Outside Back	Long Peak	LP-1

PARTS TERMINOLOGY	IMAGES TO BE PAINTED	IMAGE NUMBER
① Outside Back		
② Right Facing Outside Arm		
③ Left Facing Outside Arm		
④ Left Facing Inside Back		
⑤ Center Facing Inside Back		
⑥ Right Facing Inside Back		
⑦ Left Facing Inside Arm		
⑧ Right Facing Inside Arm		
⑨ Left Facing Cushion		
⑩ Center Facing Cushion		
⑪ Right Facing Cushion		
⑫ Left Facing Seat		
⑬ Center Facing Seat		
⑭ Right Facing Seat		
⑮ Left Facing Border		
⑯ Center Facing Border		
⑰ Right Facing Border		
⑱ Left Facing Arm Panel		
⑲ Right Facing Arm Panel		