
















# HANCOCK & MOORE MOTION YOUR WAY 2

## 1 Choose your frame

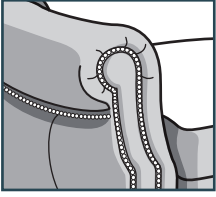
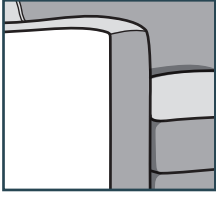
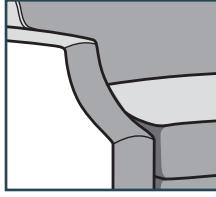
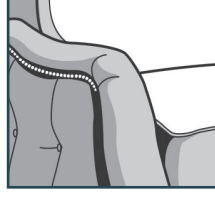
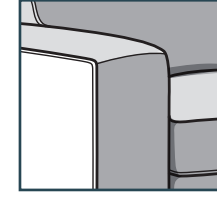
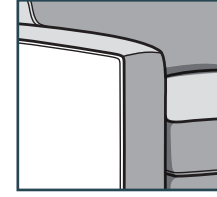
Dimensions will vary based on arm selection. Widths are based on the Lawson Arm and are approximate. (See back of sheet for chart)

							
2M10 = Armless 26"	2M11 = LAF Recliner 36.5"	2M12 = RAF Recliner 36.5"	2M14NM = Corner 40.5"	2M15NM = Armless 26"	2M20NM = Armless Loveseat Non Motion 52"	2M21 = LAF Loveseat 62"	2M22 = RAF Loveseat 62"
<input type="checkbox"/>	<input type="checkbox"/>	<input type="checkbox"/>	<input type="checkbox"/>	<input type="checkbox"/>	<input type="checkbox"/>	<input type="checkbox"/>	<input type="checkbox"/>
							
2M31 = LAF Sofa 87.5"	2M32 = RAF Sofa 87.5"	2M36 = Recliner 39.5"	2M90 = Sofa 93.75"	2M13NM = Quarter 72"	2M18NM = Console 12.5"	2M19NM = Console 12.5"	
<input type="checkbox"/>	<input type="checkbox"/>	<input type="checkbox"/>	<input type="checkbox"/>	<input type="checkbox"/>	<input type="checkbox"/>	<input type="checkbox"/>	

Note: Choosing motion on the left and right of any corner/quarter piece will create an obstruction with both recliners open at the same time.

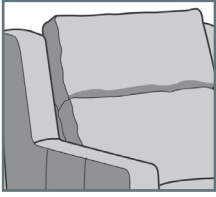
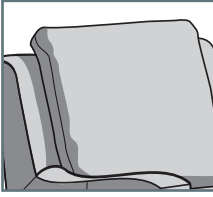
## 2 Choose your arm

There is no charge to omit nails on selections standard with nails. There is a charge to add nails to a selection standard without nails.

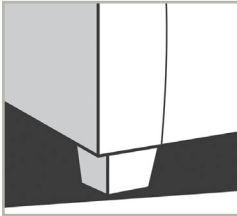
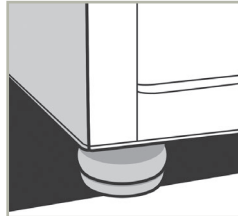

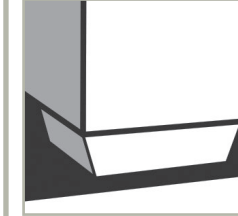
					
LA (Lawson Arm) 7" arm width *A nail standard	RT (Rising Track Arm) 4" arm width *No nails	ST (Scooped Track Arm) 4" arm width *No nails	SA (Sundance Arm) 5.5" arm width *A nail standard	WT (Wide Track Arm) 6.5" arm width *No nails	TT (Track Arm) 4" arm width *No nails
<input type="checkbox"/>	<input type="checkbox"/>	<input type="checkbox"/>	<input type="checkbox"/>	<input type="checkbox"/>	<input type="checkbox"/>

Only Available with Wide Track Foot

## 3 Choose your back


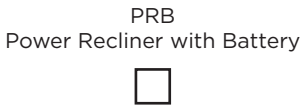
	
SB = Split Back	PB = Plain Back
<input type="checkbox"/>	<input type="checkbox"/>

## 4 Choose your base

			
T = Tapered Leg	B = Bun foot	S = Small Block foot	*W = Wide Track foot
<input type="checkbox"/>	<input type="checkbox"/>	<input type="checkbox"/>	<input type="checkbox"/>

Only Available with Wide Track Arm

## 5 Choose your power

	
PR Power Recliner	PRB Power Recliner with Battery
<input type="checkbox"/>	<input type="checkbox"/>

### ALL STYLES IN THIS PROGRAM:

- In addition to the regular reclining power, each style has a power articulating headrest and is only available with power.
- Each style has a 4 button power switch with a home button with USB charger located on the inside of the arm.

\*\*All lines below must be completed.  
One sheet per item with the exception of sectionals.\*\*

Step 1 - Choose your frame (2M36 = recliner)	2M36	<input type="checkbox"/>
Step 2 - Choose your arm (LA)	LA	<input type="checkbox"/>
Step 3 - Choose your back (SB = Split Back)	SB	<input type="checkbox"/>
Step 4 - Choose your base (T = Tapered Leg)	T	<input type="checkbox"/>
Step 5 - Choose your power (PR = Power Recliner)	PR	<input type="checkbox"/>

Ex. Style Number = 2M36 LA SB T PR

Store \_\_\_\_\_

Contact \_\_\_\_\_

Email \_\_\_\_\_

Date \_\_\_\_\_ Purchase Order # \_\_\_\_\_

Style # \_\_\_\_\_

Cover \_\_\_\_\_


\*Finish \_\_\_\_\_ \*Nails \_\_\_\_\_

\*Cushion Fill \_\_\_\_\_ Quantity \_\_\_\_\_

102023 \*See price list for options and related upcharges.

### Overall Width by Frame with Arm Choice

Frame / Arm	LA (Lawson Arm)	RT (Rising Track Arm)	SA (Sundance Arm)	ST (Scooped Track Arm)	WT (Wide Track Arm)	TT (Track Arm)
2M10 Armless	25.5"	25.5"	25.5"	25.5"	25.5"	25.5"
2M11 LAF Recliner	36.5"	34"	35.5"	34"	36.5"	34"
2M12 RAF Recliner	36.5"	34"	35.5"	34"	36.5"	34"
2M14 NM Corner	40.5"	40.5"	40.5"	40.5"	40.5"	40.5"
2M15 NM Armless	26.5"	26.5"	26.5"	26.5"	26.5"	26.5"
2M20NM Armless Loveseat	52"	52"	52"	52"	52"	52"
2M21 LAF Loveseat	62"	59.5"	61"	59.5"	62"	59.5"
2M22 RAF Loveseat	62"	59.5"	61"	59.5"	62"	59.5"
2M31 LAF Sofa	87.5"	85"	86.5"	85"	87.5"	85"
2M32 RAF Sofa	87.5"	85"	86.5"	85"	87.5"	85"
2M36 Recliner	39.5"	34.5"	37.5"	34.5"	39.5"	34.5"
2M90 Sofa	93.75"	88.75"	91.75"	88.75"	93.75"	88.75"



Power Switch

- Front two buttons adjust foot rest
- Back two buttons adjust head rest
- Center button is Home
- Four button remote standard on armless pieces
- On a PRB, USB port will reduce the length of time the battery will hold a charge



Armless Recliner Remote